

EASTERTOUN PRIMARY AND EARLY LEARNING CENTRE

Phonics HOME LEARNING

Your child will continue to get a small laminated card home each week in their bookbag which has the letter shape of the sound they have been learning in class on it. Please keep these safe and use them regularly. Your child should now start to blend these sounds together to make real and nonsense CVC words, e.g. cat, dap etc. Below are grids of activities you can do at home with your child to support their phonics knowledge. Choose at least two activities per week. Please note the activities can be repeated for different sounds/words. Feel free to upload photos of your child engaging with these to their Seesaw journal.

Find things around the house beginning with your sound of the week like 'Geraldine the Giraffe'.



Practise writing some CVC words in shaving foam.



Play 'Eye Spy...' using your sound of the week (something beginning with ..., something ending with...)



Sing the 'Jolly Phonics' song for your sound of the week to someone at home.

X x

Action: Pretend to take an x-ray with an x-ray camera, saying ks, ks, ks, ks.

X
Tune: Skip to My Lou
/ks-/ks!/ Take an x-ray.
/ks-/ks!/ Take an x-ray.
/ks-/ks!/ Take an x-ray
- x-ray of my hand!



Talk about the colour of your sound and the part of your mouth you use to make it.



Make a shopping list of things beginning with your sound.

biscuit



blueberries



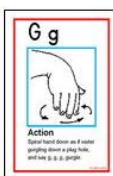
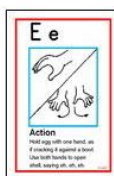
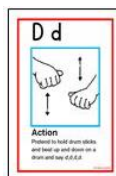
bread



Practise writing your letter shapes in salt.



Show someone at home the 'Jolly Phonics' action for your sound of the week.




Make up a CVC pairs game with words and pictures.

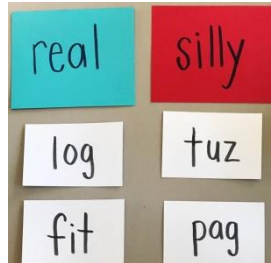


EASTERTOUN PRIMARY AND EARLY LEARNING CENTRE

Use your cards to spell out the following CVC words.



Make some CVC words with your cards. Decide if they are 'real' or silly' (nonsense) words.



Can you make a CVC word with your cards to complete any of these sentences?

- I have a
- I can see a
- This is a
- Look at the

Look out for your sound of the week in shops and signs all around you.



Look for sounds you know in newspapers and magazines. Cut them out and try to make CVC words.



Look out for small words within words when you are out and about.




E.g. **cot**

Collect natural materials and use them to make your letter shapes.



Use your cards to spell out the following CVC words.



Make a CVC word with your cards and think of lots of rhyming words. E.g **bat**

